



Artery Research

ISSN (Online): 1876-4401

ISSN (Print): 1872-9312

Journal Home Page: <https://www.atlantis-press.com/journals/artres>

Towards a consensus on the understanding and analysis of the pulse waveform: Results from the 2016 Workshop on Arterial Hemodynamics: Past, present and future

Patrick Segers, Michael F. O'Rourke, Kim Parker, Nico Westerhof, Alun Hughes

To cite this article: Patrick Segers, Michael F. O'Rourke, Kim Parker, Nico Westerhof, Alun Hughes (2017) Towards a consensus on the understanding and analysis of the pulse waveform: Results from the 2016 Workshop on Arterial Hemodynamics: Past, present and future, Artery Research 18:C, 75–80, DOI: <https://doi.org/10.1016/j.artres.2017.03.004>

To link to this article: <https://doi.org/10.1016/j.artres.2017.03.004>

Published online: 3 December 2019



Review

Towards a consensus on the understanding and analysis of the pulse waveform: Results from the 2016 Workshop on Arterial Hemodynamics: Past, present and future



Patrick Segers ^{a,*}, Michael F. O'Rourke ^b, Kim Parker ^c, Nico Westerhof ^d, Alun Hughes ^e on behalf of the Participants of the 2016 Workshop on Arterial Hemodynamics: Past, present and future

^a IBiTech-bioMMeda, Ghent University, Ghent, Belgium

^b University of New South Wales, Sydney, Australia

^c ICar-VU, VU University Medical Center, Amsterdam, The Netherlands

^d Department of Bioengineering, Imperial College, London, UK

^e Institute of Cardiovascular Science, University College London, London, UK

Available online 28 April 2017

KEYWORDS

hemodynamics;
wave reflection;
modelling;
windkessel

Abstract This paper aims to summarize and map contemporary views on some contentious aspects of arterial hemodynamics that have remained unresolved despite years of research. These were discussed during a workshop entitled *Arterial hemodynamics: past, present and future* held in London on June 14 and 15, 2016. To do this we formulated a list of potential consensus statements informed by discussion at the meeting in London and quantified the degree of agreement and invited comments from the participants of the workshop. Overall the responses and comments show a high measure of quantitative agreement with the various proposed 'consensus' statements. Taken together, these statements seem a useful basis for proceeding with a more detailed and comprehensive consensus document on the current understanding and approaches to analysis of the pulse waveform. Future efforts should be directed at identifying remaining areas of dispute and future topics for research.

© 2017 Association for Research into Arterial Structure and Physiology. Published by Elsevier B.V. All rights reserved.

* Corresponding author. IBiTech-bioMMeda, Ghent University, 5 Blok B, De Pintelaan 185, B-9000, Ghent, Belgium.
E-mail address: patrick.segers@ugent.be (P. Segers).

Contents

Introduction	76
Methods	76
Results	76
Statement 1. It's all about waves!	77
Statement 2. Wave reflection is continuous and diffuse	77
Statement 3. Impedance analysis is a valid way to analyse the arterial system	77
Statement 4. Wave intensity analysis is a valid way to analyse wave dynamics.	77
Statement 5. Wave separation analysis	78
Statement 6. Timing of wave reflections should be based on pressure and flow/velocity	78
Statement 7. Windkessel models	78
Statement 8. Tube and T-tube models	79
Statement 9. The reservoir-wave concept	79
Discussion and conclusions	79
Conflicts of interest	80
Acknowledgements	80
Supplementary data	80
References	80

Introduction

The Association for Research into Arterial Structure and Physiology (Artery Society) is proud to count some “*eminence grises*” among its active members, including Michael O’Rourke, Nico Westerhof and Kim Parker. All three have been honoured by the society over the past few years with Lifetime Achievement Awards or McDonald lectures.^{1–3} It was on one of these occasions (the 2013 annual meeting in London), that we realized that the legacy of these giants should be preserved. In addition to their books and numerous papers on hemodynamics and cardiovascular function, seen as reference works in the field, we thought it would be valuable to record audio-visual material, reflecting their viewpoints and contributions to modern hemodynamics and cardiovascular mechanics, which would produce valuable material available not only for the scientific community but also for teaching and graduate and postgraduate training.

It still took us a couple of years to finally organize a workshop entitled *Arterial hemodynamics: past, present and future* held in London on June 14 and 15, 2016. We also felt that, together with the recognition for the work of Nico, Michael and Kim, the workshop would also offer an opportunity to discuss some contentious aspects of our field that have remained unresolved despite years of research. In particular, the importance of waves and wave reflections in shaping the arterial pulse, and the Windkessel-like behaviour of the arterial system in diastole have been the subject of debate.^{4–9} In this special issue of Artery Research, Michael O’Rourke, Kim Parker and Nico Westerhof present summaries of their views and contributions. [refs to be added] The audio-visual recording of their talks in London can also be found at the Artery Society website (<http://www.arterysociety.org/arterial-hemodynamics-download-videos-from-meeting/>).

In this manuscript, we sought to evaluate whether a degree of consensus could be achieved on some of the topics covered by O’Rourke, Westerhof and Parker. To do

this we formulated a list of potential consensus statements informed by discussion at the meeting in London. However, rather than simply positing these statements, we felt it might be more interesting, relevant and fair to quantify the degree of agreement and invite comments from the participants of the workshop to be included in this manuscript.

Methods

Following the London meeting, all attendees were contacted by e-mail on November 17th, 2016 and invited to participate in an internet survey, with a deadline set on December 1st, 2016. Participation to the survey was coupled with co-authorship on the manuscript, and hence was not anonymous, although participants were permitted to make unattributable comments for inclusion in the manuscript, or comments not for publication. The internet survey was created in Google Forms and participants were asked to what extent they agreed with each of 9 statements (initially formulated by Segers and revised by Hughes) using a Likert scale (a score of 1 indicating full agreement, and a score of 5 indicating full disagreement). Comments have been presented verbatim in supplementary tables, except for corrections of spelling or other typographical errors and reformatting of references for consistency.

Results

31 participants out of 51 attendees at the meeting spontaneously responded to the survey. The number of comments on each statement ranged between 7 and 16. Additional comments were collected from Parker, Westerhof and O’Rourke after the deadline to obtain their views on all statements. Of the 34 respondents, 3 requested that their comments be unattributable and 2 requested that their comments not be published. The comments of

O'Rourke, Westerhof and Parker are provided in the bottom rows of the supplementary tables.

Statement 1. It's all about waves!

The heart is a pulsatile pump, and blood pressure is the result of waves travelling back and forth in the arterial system. Diastole is therefore not a wave-free period, although the intensity of waves in diastole is generally small or undetectable. Waves persist in systole and diastole, and the pressure decay in diastole can be explained on the basis of re-reflection of forward waves, including reflection of cardiac compression and expansion waves. Any particular arterial pulse is the result of wave dynamics generated in that particular beat, but also contains a contribution from previous beats. Strictly speaking, there is no such thing as a reflection-free period (not even early systole) although the intensity of the waves varies throughout the cycle.

Most respondents fully agreed with the statement (Fig. 1). Nevertheless, despite the strong overall consensus that wave dynamics are fundamental to arterial hemodynamics, several pertinent comments or qualifications were made regarding the conceptual framework (Supplementary Table S1). Notably, some respondents questioned the importance of the contribution of previous heart beats to the current pulse waveform (Supplementary Table S1). At the same time, it was noted that numerical modelling supported the idea that previous beats contribute to the current pulse (Supplementary Table S1).

Statement 2. Wave reflection is continuous and diffuse

There is no single or limited number of discrete reflection sites in the arterial tree. Wave reflection takes place wherever there is a change in characteristic impedance, which implies reflections at branching points, along tapering tubes, etcetera.

The majority of respondents fully agreed with this statement (Fig. 2); however, commentators raised issues regarding the location of reflection sites, the concept of 'effective' reflection sites and the importance of reflection at the aortic root (Supplementary Table S2).

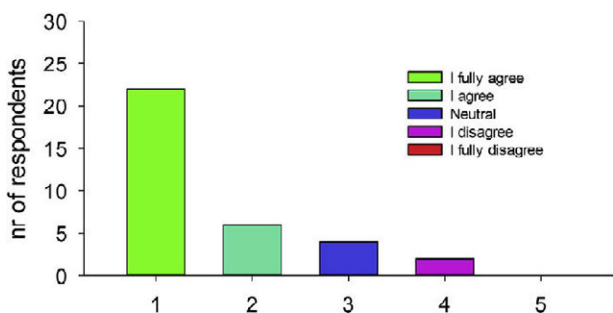


Figure 1 Summary of responses to statement 1. It's all about waves!.

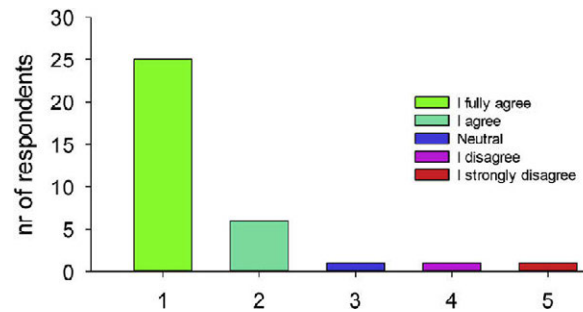


Figure 2 Summary of responses to statement 2. Wave reflection is continuous and diffuse.

Statement 3. Impedance analysis is a valid way to analyse the arterial system

Impedance analysis, based on Fourier-transformed pressure and flow waves, is a valid characterization of the arterial system. Drawback of impedance analysis, however, is that it is performed in the frequency domain, which is somewhat abstract. It also relies on the assumption that the system is in steady state, making the method unsuitable for the analysis of transient states and phenomena.

The majority of responders fully agreed or agreed (Fig. 3). Comments included noting linearity as an assumption of Fourier analysis, criticism of the use of the term 'valid', and questioning the use of the term 'somewhat abstract' (Supplementary Table S3).

Statement 4. Wave intensity analysis is a valid way to analyse wave dynamics.

Wave intensity analysis represents a very elegant technique to analyse the timing and nature of waves, and is suitable to analyse transient states and phenomena. The method can be performed in the time domain and is more intuitive than impedance analysis, but calculation of wave intensity involves multiplication of derivatives of pressure and flow which renders the method very susceptible to noise and might potentially introduce spurious waves when signals are not adequately filtered and/or time aligned. Wave intensity analysis

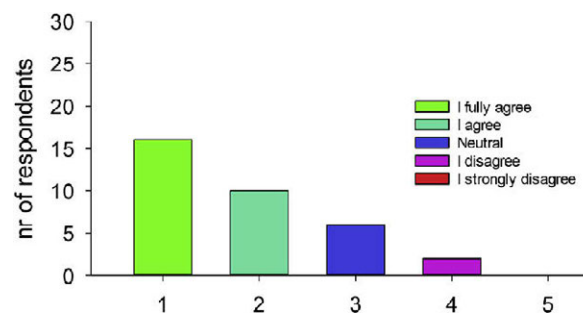


Figure 3 Summary of responses to statement 3. Impedance analysis is a valid way to analyse the arterial system.

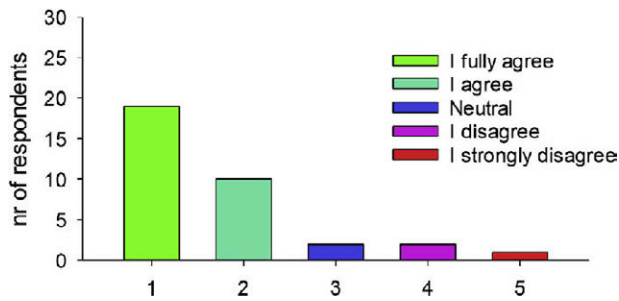


Figure 4 Summary of responses to statement 4. Wave intensity analysis is a valid way to analyse wave dynamics.

emphasizes rapid changes in pressure and flow and tends to underemphasize slowly changing signals.

A large majority of responders fully agreed or agreed with this statement (Fig. 4). Comments are shown in [Supplementary Table S4](#). These drew attention to mainly technical issues related to the high frequency content of wave intensity signals, timing and alignment of pressure and velocity signals, sampling frequency, and the determination of wave speed. In addition, the use of the term 'very elegant' was criticised as unscientific.

Statement 5. Wave separation analysis

Wave separation analysis can be done in either the time or frequency domain, results are essentially identical. In wave separation analysis, all forward and backward waves are summed, which implies that the forward and backward components also include re-reflections. The separation of pressure (and flow) waves into one compound forward and backward wave does not imply that the compound backward wave is the result of the reflection of the compound forward wave at a given discrete "effective" reflection site. The "self-cancelling" flow waves in diastole are not in contradiction with physics.

The majority of responders fully agreed or agreed with the statement. Comments ([Supplementary Table S5](#)) related to the interpretation of 'effective reflection site', 'self-cancelling' waves the ratio of backward to forward waves and the inability to distinguish reflected from re-reflected waves. It was noted that wave separation analysis had advantages over use of augmentation index (Fig. 5).

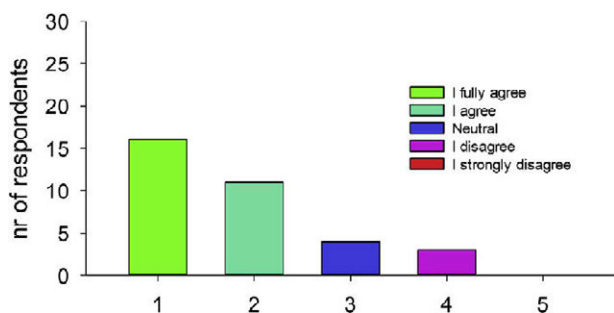


Figure 5 Summary of responses to statement 5. Wave separation analysis.

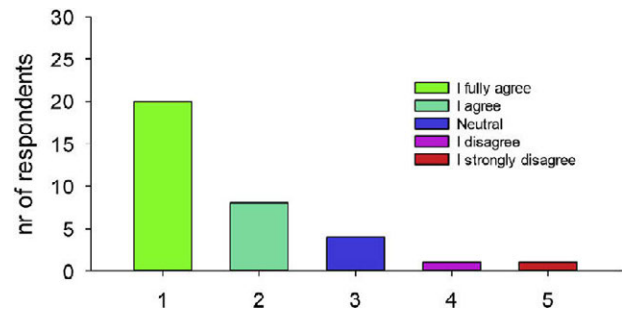


Figure 6 Summary of responses to statement 6. Timing of wave reflections should be based on pressure and flow/velocity.

Statement 6. Timing of wave reflections should be based on pressure and flow/velocity

As full wave analysis implies knowledge of pressure and flow (or velocity), it is difficult to get accurate information on the timing of wave reflections based on pressure or flow signals alone. Assessment of the timing of reflection should be based on high-fidelity pressure and flow waveforms, e.g. using wave intensity analysis. Timing based on identification of fiducial points on signals derived from transfer functions may be inaccurate.

Most responders fully agreed or agreed with the statement (Fig. 6). Comments ([Supplementary Table S6](#)) generally agreed with the limitations of (generalized) transfer functions, but some noted that estimates using generalized transfer functions broadly agreed with more direct measures and that the combination of pressure and flow analysis have never been proved to be better than pressure-alone approach for predicting long-term outcomes in population-based studies.

Statement 7. Windkessel models

Windkessel models are zero dimensional, lumped parameter models and cannot account for any wave travel/reflection. They are, by definition, limited in capturing the physics of the arterial system, no matter how many parameters they contain.

Most responders fully agreed or agreed (Fig. 7). Commentators ([Supplementary Table S7](#)) were critical of the term

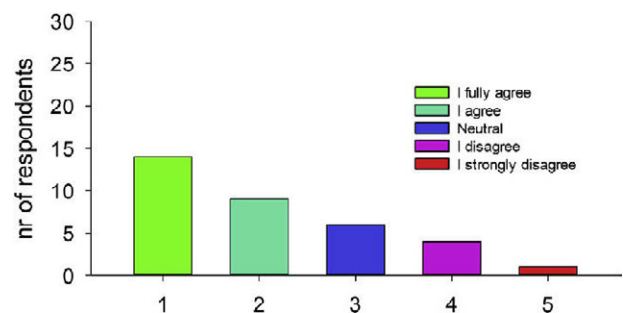


Figure 7 Summary of responses to statement 7. Windkessel models.

At the same time, caution is warranted when interpreting the data. Statements were formulated by only two people (first draft by PS and revised by AH), and may embed unintentional bias. Some statements may also have been too broadly formulated, making it harder to obtain clear-cut positions on specific topics. Another aspect is the fact that it is highly unlikely that all participants to the poll have the same degree of expertise on all of the topics. As we did not want to weigh answers according to a presumed level of competence (what may also be another source of bias), all answers have been equally valued.

Taken together, these statements seem a useful basis for proceeding with a more detailed and comprehensive consensus document on the current understanding and approaches to analysis of the pulse waveform. Future efforts should be directed at identifying remaining areas of dispute and future topics for research.

Conflicts of interest

None.

Acknowledgements

The authors are grateful for financial support from the British Heart Foundation and the Association for Research into Arterial Structure and Physiology (Artery Society) to assist with running the 2016 Workshop on Arterial Hemodynamics: past, present and future. AH also receives support from the National Institute for Health Research University College London Hospitals Biomedical Research

Centre. Funders played no role in these analyses or the decision to submit the manuscript for publication.

Appendix A. Supplementary data

Supplementary data related to this article can be found at <http://dx.doi.org/10.1016/j.artres.2017.03.004>.

References

1. Parker KH. Arterial reservoir pressure, subservient to the McDonald lecture, Artery 13. *Artery Res* 2013;7:171–85.
2. Westerhof N, Westerhof BE. Wave transmission and reflection of waves “The myth is in their use”. *Artery Res* 2012;6:1–6.
3. O’Rourke MF, Hashimoto J. The arterial system; its influence on the heart and circulation. *Artery Res* 2006;1:57–14.
4. Westerhof N, Westerhof BE. CrossTalk proposal: forward and backward pressure waves in the arterial system do represent reality. *J Physiol* 2013;591:1167–9. discussion 77.
5. Tyberg JV, Bouwmeester JC, Shrive NG, Wang JJ. CrossTalk opposing view: forward and backward pressure waves in the arterial system do not represent reality. *J Physiol* 2013;591:1171–3. discussion 5.
6. Westerhof N, Segers P, Westerhof BE. Wave separation, wave intensity, the reservoir-wave concept, and the instantaneous wave-free ratio: presumptions and principles. *Hypertension* 2015;66:93–8.
7. Mynard JP, Smolich JJ, Avolio A. The ebbing tide of the reservoir-wave model. *J Hypertens* 2015;33:461–4.
8. Davies JE, Hughes AD, Parker KH. Errors of fact in the recent article by Westerhof, Segers, and Westerhof. *Hypertension* October 2015;66(4).
9. Hughes A, Wang JJ, Bouwmeester C, Davies J, Shrive N, Tyberg J, et al. The reservoir-wave paradigm. *J Hypertens* 2012;30:1880–1. author reply 1–3.